

References

<sup>1</sup> Nölker G, Mayer J, Boldt LH, et al. Performance of an Implantable Cardiac Monitor to Detect Atrial Fibrillation: Results of the DETECT AF Study. *J Cardiovasc Electrophysiol*. December 2016;27(12):1403-1410.

<sup>2</sup> Confirm Rx™ ICM DM3500 FDA Clearance Letter. 2017.

<sup>3</sup> BIOTRONIK BioMonitor 2 Technical Manual. 2017.

<sup>4</sup> Pürerfellner H, Sanders P, Sarkar S, et al. Adapting detection sensitivity based on evidence of irregular sinus arrhythmia to improve atrial fibrillation detection in insertable cardiac monitors. *Europace*. November 1, 2018;20(FI\_3):f321-f328.

<sup>5</sup> LINQ II LNQ22 ICM Clinician Manual. M974764A001D.

<sup>6</sup> Epstein AE, DiMarco JP, Ellenbogen KA, et al. 2012 ACCF/AHA/HRS focused update incorporated into the ACCF/AHA/HRS 2008 guidelines for device-based therapy of cardiac rhythm abnormalities: a report of the American College of Cardiology Foundation/American Heart Association Task Force on Practice Guidelines and the Heart Rhythm Society. *J Am Coll Cardiol*. January 22, 2013;61(3):e6-e75.

<sup>7</sup> Alert Analysis for Reveal LINQ with TruRhythm and LINQ II. Medtronic data on file. 2020.

<sup>8</sup> Cronin EM, Ching EA, Varma N, Martin DO, Wilkoff BL, Lindsay BD. Remote monitoring of cardiovascular devices: a time and activity analysis. *Heart Rhythm*. December 2012;9(12):1947-1951.

<sup>9</sup> Varma N. Remote monitoring of patients with CIEDs following the updated recommendations — Easing or adding to postimplant responsibilities? *Cont Cardiol Educ*. December 2016;2(4):198-204.

<sup>10</sup> Van Heel L, Ousdigian K, Seiler A, Alfaro Vives C, Cheng Y-J, Rogers J. New Algorithms Reduce Clinician Review Burden and Maintain Diagnostic Yield for Repetitive ECGs in Insertable Cardiac Monitors. *Circulation*. November 11, 2019;140:A11830.

<sup>11</sup> Medtronic data on file. 2019.

<sup>12</sup> Passman R, Rogers J, Sarkar S, et al. Development and validation of a dual sensing scheme to improve accuracy of bradycardia and pause detection in an insertable cardiac monitor. *Heart Rhythm*. 2017;14(7):1016-1023.

<sup>13</sup> Penela D, Fernández-Armenta J, Aguinaga L, et al. Clinical Recognition of Pure Premature Ventricular Complex-Induced Cardiomyopathy at Presentation. *Heart Rhythm*. December 2017;14(12):1864-1870.

<sup>14</sup> Penela D, Van Huls Van Taxis C, Aguinaga L, et al. Neurohormonal, Structural, and Functional Recovery Pattern After Premature Ventricular Complex Ablation Is Independent of Structural Heart Disease Status in Patients With Depressed Left Ventricular Ejection Fraction: A Prospective Multicenter Study. *J Am Coll Cardiol*. September 24, 2013;62(13):1195-1202.

<sup>15</sup> Fowles JB, Terry P, Xi M, Hibbard J, Bloom CT, Harvey L. Measuring self-management of patients’ and employees’ health: further validation of the Patient Activation Measure (PAM) based on its relation to employee characteristics. *Patient Educ Couns*. October 2009;77(1):116-122.

<sup>16</sup> Rosemas S. AF Algorithm Clinic Efficiency. Medtronic data on file. April 2020.

<sup>17</sup> Reveal LINQ™ Mobile Manager 2.3 Online Help Instructions for Use.

Brief Statement  
LINQ II™ Insertable Cardiac Monitor System (ICM) and Remote Monitoring

**Indications:** The LINQ II ICM is an insertable automatically activated and patient-activated monitoring system that records subcutaneous ECG and is indicated in the following cases:

- Patients with clinical syndromes or situations at increased risk of cardiac arrhythmias
  - Patients who experience transient symptoms such as dizziness, palpitation, syncope, and chest pain that may suggest a cardiac arrhythmia
- The device has not been tested specifically for pediatric use.

**Contraindications:** There are no known contraindications for the insertion of the LINQ II ICM. However, the patient’s particular medical condition may dictate whether or not a subcutaneous, chronically inserted device can be tolerated.

**Warnings and Precautions:** Patients with the LINQ II ICM should avoid sources of diathermy, high sources of radiation, electrosurgical cautery, external defibrillation, lithotripsy, therapeutic ultrasound, and radiofrequency ablation to avoid electrical reset of the device, and/or inappropriate sensing as described in the Medical procedure and EMI Warnings, Precautions and Guidance Manual. MRI scans should be performed only in a specified MR environment under specified conditions as described in the LINQ II MRI Technical Manual.

Wireless accessories available for use with LINQ II may experience connectivity or performance issues. See product manuals for details and troubleshooting instructions.

**Potential Adverse Events or Potential Complications:** Potential adverse events from the LINQ II ICM include, but are not limited to, device rejection phenomena (including local tissue reaction), device migration, infection, and erosion through the skin.

There are no known adverse events associated with the use of any LINQ II ICM wireless accessory.

See the device manuals for detailed information regarding the implant procedure, indications/intended use, contraindications, warnings, precautions, and potential complications/adverse events. For further information, please call Medtronic at 1-800-328-2518 (Technical Services), 1-800-551-5544 (Patient Services), and/or consult the Medtronic website at medtronic.com.

**Caution:** Federal law (USA) restricts this device to sale by or on the order of a physician.

Medtronic, Medtronic logo, and Further, Together are trademarks of Medtronic. The Bluetooth® word mark and logos are registered trademarks owned by Bluetooth SIG, Inc. and any use of such marks by Medtronic is under license.™ Other third party brands are trademarks of their respective owners. All other brands are trademarks of a Medtronic company.

Medtronic  
710 Medtronic Parkway  
Minneapolis, MN 55432-5604  
USA

Toll-free in USA: 800.633.8766  
Worldwide: +1.763.514.4000

medtronic.com

UC201810371 EN ©2020 Medtronic.  
Minneapolis, MN. All Rights Reserved.  
Printed in USA. 06/2020

Medtronic

# THE FUTURE IS HERE

## Meet LINQ II™ Insertable Cardiac Monitoring (ICM) System

The world’s most accurate  
ICM, now with BlueSync™  
technology<sup>1-4</sup>



**NEW!** Enhanced algorithms, TruRhythm™ Detection, remote programming, and 4.5 years\* of longevity.<sup>5</sup>

\*Nominal settings.

Medtronic



- The lowest published rate of AF false positives<sup>1-4</sup>
- Exclusive pause detection algorithm
- Exclusive PVC detector
- Reduction in alerts<sup>6,7</sup>



- 4.5-year\* longevity<sup>5</sup>
- BlueSync™ technology enables app-based remote monitoring
- Two monitoring options to fit patient lifestyle and increase patient compliance<sup>8,9</sup>

\*Nominal settings.



- World's first ICM with remote programming<sup>†5</sup>
- Smart memory management reduces repetitive ECG<sup>10</sup>
- Remote access to full ECGs eliminates the need for manual transmissions<sup>5</sup>
- Exclusive app-based device management solution
- Reduction in clinic time for reviewing ICM transmission<sup>7</sup>

# THE FUTURE IS HERE

## Meet LINQ II™ Insertable Cardiac Monitoring System

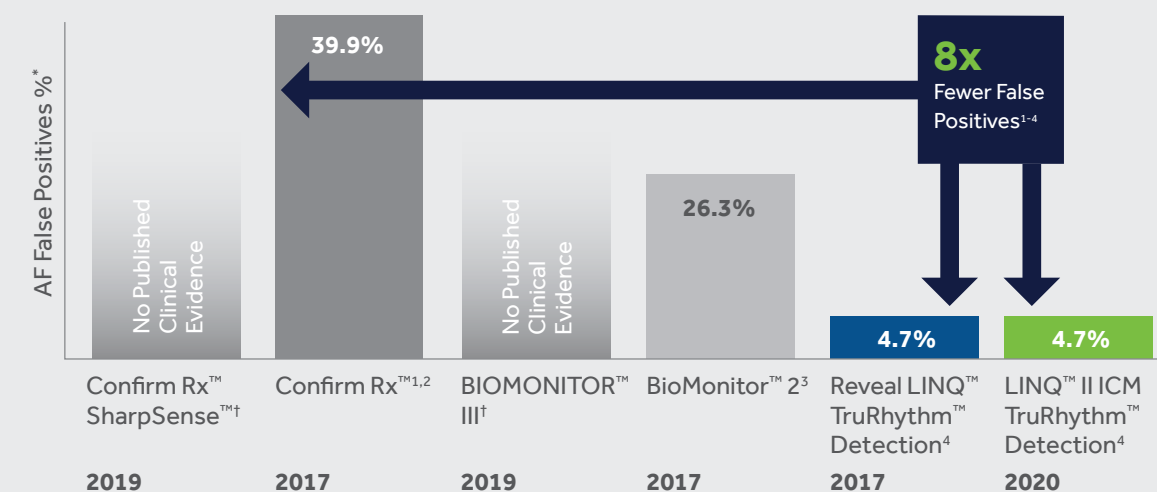


The world's most accurate ICM,<sup>1-4</sup> personalized for the patient's lifestyle and customized for the clinician's workflow.

<sup>†</sup>First European (TUV notified body) approved remote programmable device.

## UNMATCHED ACCURACY

LINQ II Delivers the Lowest Published Rate of AF False Positives<sup>1-4</sup>



**Disclaimer:** A controlled, head-to-head study evaluating the comparative performance of these devices has not been done.

\*Based on AF episodes ≥ 2 minutes and in known AF patients. % of false positives = (1 – episode PPV). AF episodes PPV may vary between gross and patient average.

<sup>†</sup>Confirm Rx with SharpSense technology & BIOMONITOR III have no published clinical evidence showing AF episode PPV or AF sensitivity. BioMonitor 2 has no published clinical evidence showing AF sensitivity.

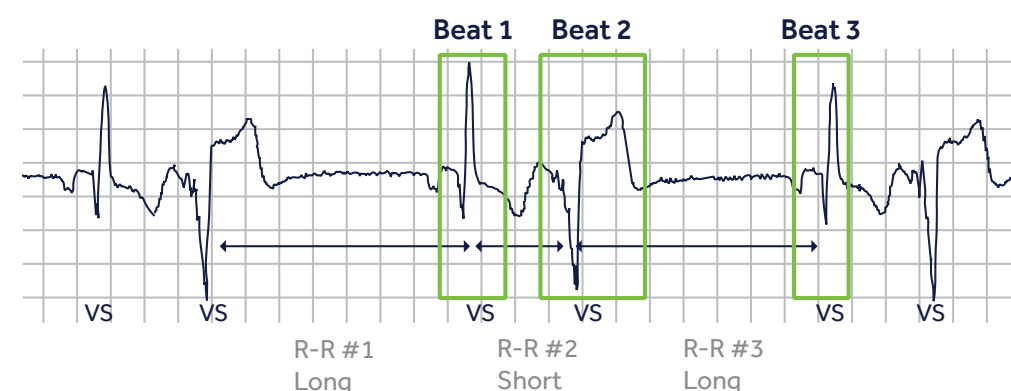
## Exclusive algorithms

**NEW** pause detection algorithm reduces false pause detection by 79%.<sup>11</sup>

Evolution of the LINQ Family of ICMs				
Reveal LINQ™ with TruRhythm Detection Delivers*:		LINQ II with TruRhythm Detection Delivers†:		
	Reduction in false detects	Relative sensitivity	Reduction in false detects <sup>11</sup>	Relative sensitivity <sup>11</sup>
PAUSE	↓ 47% <sup>12</sup>	99.4% <sup>12</sup>	↓ 79%	100%
BRADY	↓ 95% <sup>12</sup>	98.3% <sup>12</sup>		
AF	↓ 49% <sup>4</sup>	99.1% <sup>4</sup>		

AF episode duration sensitivity used is ≥ 2 min.

**NEW** PVC detector may help identify high-risk patients.<sup>13,14</sup>



# REIMAGINED CONNECTIVITY

BlueSync™ technology within LINQ II ICM enables secure, wireless communication via Bluetooth® Low Energy without compromising longevity.<sup>5</sup>

## MyCareLink Heart™ Mobile App

Patients can now use their smartphone to automatically transfer device data via the MyCareLink Heart mobile app, even outside the home.<sup>\*†\*\*5</sup>

### Symptom Marker

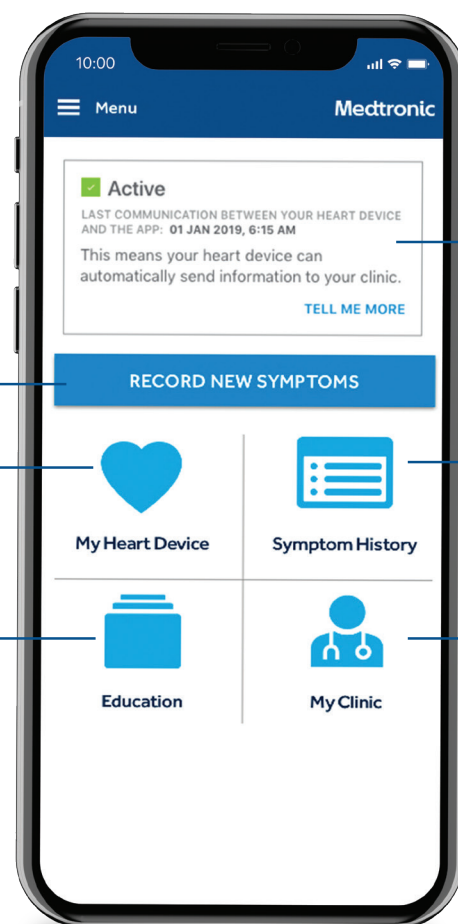
Recorded symptoms correlate with heart rhythm at the time of episode

### My Heart Device

Displays implant date, ICM device name, model number, and serial number

### Education

Provides information about living with the LINQ II device



### Device Status

Displays the current status of device to the app and/or the app to the CareLink™ network

### Symptom History

A log of symptoms to share with doctor at an office visit

### My Clinic

Displays patient's clinic information

MyCareLink Heart mobile app also delivers:



### Patient Compliance —

Results in Increased Clinic Efficiencies<sup>8,9,15</sup>



### Patient Engagement —

Promotes Patient Satisfaction<sup>8</sup>



### Upgradeability —

Sets the Foundation for Future Technologies

## Alternative monitoring option

### MyCareLink Relay™ Home Communicator

*For Non-mobile App Patients*

- Bluetooth® home communicator offers your patients an easy, reliable monitoring alternative.\*\*
  - Requires little to no user interaction
  - No manual pairing required
- For patients who prefer not to or are unable to use a smartphone.
- Physician may choose to include an optional patient assistant for patients to mark symptoms as they happen.



\*Please visit MCLHeart.com for a list of compatible smartphones and tablets.

†Patients must keep their smartphone or tablet up to date to use the app.

\*\*Where cellular or Wi-Fi connectivity is available.



# STREAMLINED WORKFLOWS

## First ICM with remote programming\*<sup>5</sup>

- May reduce patient office visits and scheduling hassles
- Enables remote programming capability for all device parameters post-insertion from the clinic


66% reduction in repetitive ECG data review<sup>10</sup>

Remote access to full ECGs eliminates the need for manual transmissions<sup>5</sup>



\*First European (TUV notified body) approved remote programmable device.

## Exclusive service offerings



### Medtronic FocusOn<sup>SM</sup> Monitoring Service\*

The Medtronic FocusOn<sup>SM</sup> Monitoring Service helps you streamline patient management and data review.




### Get Connected Service<sup>†</sup>

Free Service

The Get Connected service guides patients through the process of:

- Monitor screening & ordering
- Setup
- First transmission



### Stay Connected<sup>SM</sup> Service<sup>†</sup>

Free Service

Provides expert troubleshooting and support for patients experiencing issues with connectivity or monitor equipment.

\*Medtronic FocusOn<sup>SM</sup> Monitoring Service is provided by Medtronic Monitoring Inc., a wholly owned subsidiary of Medtronic.

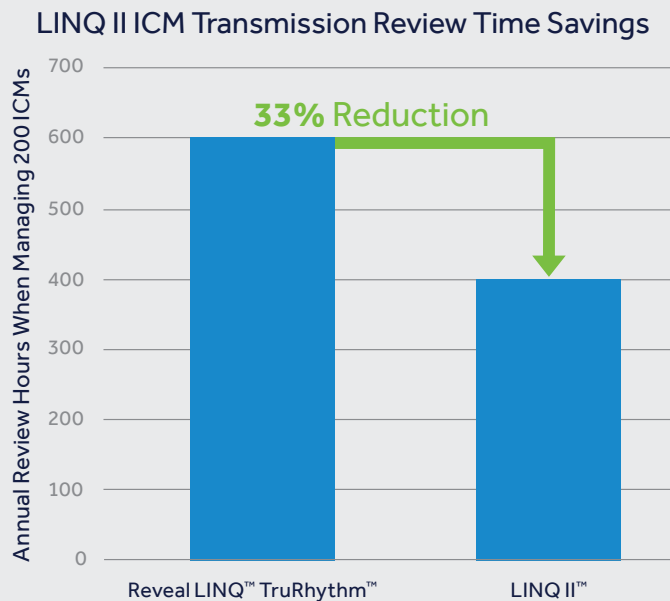
†Talk to your Medtronic representative to learn how to sign up for this free service.

## 33% time savings for reviewing ICM transmissions<sup>7</sup>

Fewer Alerts from New Algorithms and Nominal Settings



Elimination of Manual Transmission



More Time to Focus on Patient Care  
Over 200 Clinic Hours/Year Saved at Clinics Managing 200 ICMs<sup>16</sup>

## Exclusive app-based device management solution

The **Reveal LINQ Mobile Manager** tablet app makes it possible to manage all your workflow needs, including<sup>17</sup>:

- Device activation
- Device programming
- Performing follow-up checks
- Customized patient education

